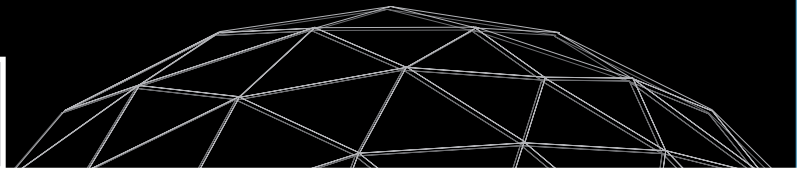


RADIANCE SPECIFICATIONS



FROM CLARITY DOMES

This Specification sheet is designed to provide you with detailed information about the **Radiance 11x11** from Clarity Domes. If you have additional questions about sizes or specifications please call Applied Geodesics at (360) 695-9856.

THE RADIANCE 11x11 consists of a clear geodesic canopy supported on an extruded aluminum frame. It combines the outstanding properties of polycarbonate and aluminum to provide a clear patio or spa shelter that is both elegant and durable.

Materials: Clear or Bronze co-extruded UV Block polycarbonate, extruded aluminum, stainless steel fasteners.

UV Light Transmission: Virtually opaque to all wavelengths below 385 nanometers, giving over 98% UV protection.

Visible Light Transmission: Clear polycarbonate transmits 86% visible light and 89% solar energy. Bronze 50 polycarbonate transmits 50% visible light and 60% solar energy; Bronze 75 polycarbonate transmits 25% visible light and 30% solar energy.

Impact Strength: Polycarbonate has impact strength 250 times greater than glass. It can withstand repeated sledgehammer blows without breaking or cracking, and it listed as a Burglary-Resistant Glazing by Underwriters Laboratories.

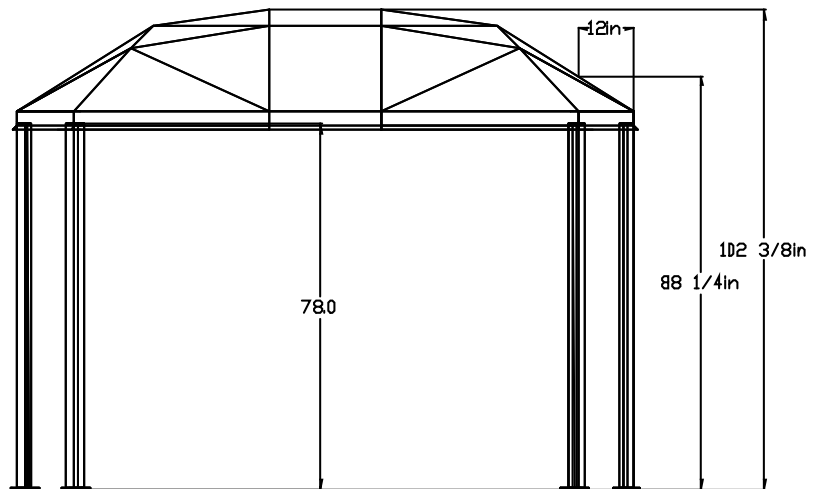
Code Compliance: Polycarbonate meets all the requirements of BOCA, SBCCI, and ICBO for light transmitting plastics and carries a Class CC-1 rating, the highest possible rating under all three major Model Building Codes.

Fire Resistance: Flash ignition temperature = 872°F. Meets UL 94 flammability standard.


Measurements: See diagrams for Radiance 11' x 11' model-specific measurements.

Spa size	Radiance 11' x 11' Square footprint	Radiance 9' x 11' Rectangular footprint	Radiance 9' x 9' Square footprint
10' x 8'	Yes	Yes (1)	No
8' x 8'	Yes	Yes (1)	No
7' x 7'	Yes	Yes	Yes
7' x 6'	Yes	Yes	Yes
6' x 6'	Yes	Yes	Yes
6' round	Yes	Yes	Yes
6 1/2' round	Yes	Yes	Yes

(1) Low clearance cover lifter recommended.



RADIANCE SPECIFICATIONS



FROM CLARITY DOMES

THE RADIANCE 11' x 11'

Recommended Footprint Area: The deck area or concrete pad needs to be at least 136" x 136". The entire dome needs an area of 138" x 138".

Height Restrictions: We recommend that you have at least 104" of available height at the center of the Radiance. If you are putting the dome under an eave, you need 90" of vertical clearance at a distance of 1' from the house.

Spa & Patio Furniture Recommendations: The Radiance 11x11 is suitable for all sizes of portable spas. Six person patio furniture sets fit comfortably under the dome.

